

High Bay

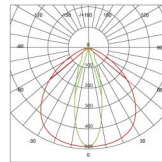
Panel High Bay Replacement



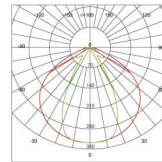
LED Commercial Panel High Bay

Part Number	LOT-BAY-120-16	LOT-BAY-150-16	LOT-BAY-180-16	LOT-BAY-240-16
Lumen Output	15,000lm	18,750lm	22,500lm	30,000lm
Wattage	120W	150W	180W	240W
Lumen Efficacy	125lm/W			
CCT	3000K, 4000K, 5000K			
Beam Angle	80°x100°, 30°x100°, 60°x120°			
Input Voltage	100-240Vac/100-277Vac 50-60Hz PF 0.93			
IP Rating	IP 20			
LED Driver	Meanwell			
Certification	UL, CE, PSE, SAA, RoHS			

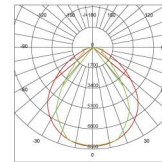
Photometric Diagrams



L00301

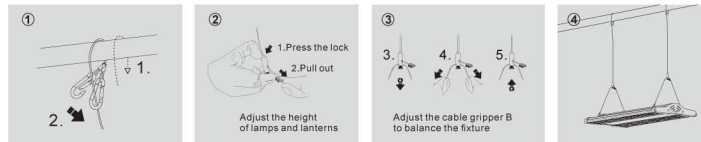


L00302



L00303

Mounting Options



LED Technology

The LED Commercial Panel High Bay light series provides energy-saving and environment-friendly UV-lighting that can be used for both personal and public locations, like homes, garages, offices, warehouses, and factories. The LED Commercial Linear High Bay comes with a design that provides high thermal dissipation, so it can ensure long general lifespan. The LED Commercial Linear High Bay also comes with a cost-effective design that can provide bright, consistent lighting without any glares or shadows. This product also has several control options such as ZigBee, DALI, Daylight Harvesting, and motion sensor.



www.lightingoftomorrow.com
1-800-538-4446