

# Downlight

LED Downlight

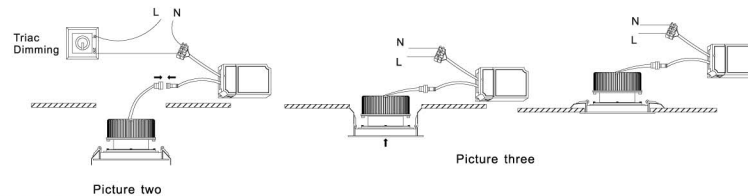


## LED Pullout Downlight

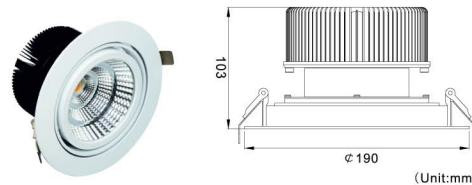
Part Number	LOT-RS-9-3	LOT-RS-15-3	LOT-RS-30-3	LOT-RS-40-3
Lumen Output	900LM	1,500lm	3,000lm	4,000lm
Wattage	9W	15W	30W	40W
Lumen Efficacy	11.5lm/W			
CCT	3000k/4000k/5000k			
Beam Angle	24°/55°			
Input Voltage	100-240V/220-240V 50/60Hz			
IP Rating	IP20			
LED Driver	Meanwell			
Certification	UL, CE, PSE, SAA, RoHS			

### Installation

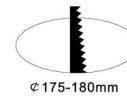
1. Open the hole in the ceiling (Picture one)
2. Connect the power lead with the terminal block of the led driver (Picture two)
3. As shown in the following figure, the lamps mounted in the mounting hole, and ensure string (Picture three)



### Detail



Cut out Diameter



φ 175-180mm

Picture one

Picture three

Picture two

(Unit:mm)

### LED Technology

The LED Pullout Downlight can provide the ideal LED lighting for indoor applications, such as exhibit centers, clubs, private offices, hotels, shopping malls, and supermarkets. This light comes with a patented technology and design with its pure aluminum housing and anodized coating finish for maximum resistance and durability. It also comes with an anti-glare function, so that it can provide comfortable, uniform lighting. This downlight also has several control options as it has multiple built-in LED drivers. It also has a dimmable option, to suit your preference. The general lifespan of this product is 40,000 hours.



[www.lightingoftomorrow.com](http://www.lightingoftomorrow.com)  
1-800-538-4446